



# Department of Health & Family Welfare Govt. of West Bengal

## WEST BENGAL COVID-19 HEALTH BULLETIN - 9<sup>th</sup> JUNE 2020

### COVID 19 STATUS

S. No	Subject	Number
1	Total COVID-19 Cases Confirmed till 8 <sup>th</sup> June	8,613
2	New COVID-19 Cases Confirmed on 9 <sup>th</sup> June	372
3	<b>Total COVID-19 Cases Confirmed till 9<sup>th</sup> June (1+2)</b>	<b>8,985</b>
4	Total Discharged	3,620 (+155)
5	Total Deaths as on 9 <sup>th</sup> June*	415 (+10)
6	<b>Active COVID-19 Cases as on 9<sup>th</sup> June</b>	<b>4,950 (+207)</b>
7	Discharge Rate (4/3)	40.28%

*Note: All figures updated till 9AM, 9<sup>th</sup> June*

*#Daily increase/decrease with respect to previous day is shown as (+/-)*

*\*Complete analysis can be referred from **Section X**, (Page no. 5)*

### TESTING SNAPSHOT

S. No	Subject	Number
1	Samples Tested till 8 <sup>th</sup> June	<b>2,80,098</b>
2	Samples Tested on 9 <sup>th</sup> June	7,802
3	<b>Total Number of Samples Tested till 9<sup>th</sup> June (1+2)</b>	<b>2,87,900</b>
4	Tests per Million population	3,199
5	% of Positive Cases out of Samples Tested	3.12%
6	Total Testing Laboratories*	43
7	Testing Laboratories added this week	2
8	Testing Laboratories pending approval	1

*\*Detailed breakup of these laboratories is given in the following page*

### INFRASTRUCTURE DETAILS

S. No	Subject	Number
1	Total Number of Hospitals dedicated for treating COVID-19	69
2	Total Number of Govt. Hospitals dedicated for treating COVID-19	16
3	Total Number of Pvt. Hospitals requisitioned for treating COVID-19	53
4	Total Number of earmarked COVID-19 Beds	8,785
5	% Occupancy in COVID Beds	22.96%
6	Total ICU Beds in the COVID Hospitals	920
7	Total Number of Ventilators in the COVID Hospitals	392

### IV

### QUARANTINE DETAILS

Institutional Quarantine		
1	Total Govt. Quarantine Centres	582
2	Total number of people in Govt. Quarantine Centres	22,106
3	Total number of people released from Govt. Quarantine Centres	69,904
Home Quarantine		
1	Total Home Quarantined People	2,67,080
2	Total number of people currently in Home Quarantine	1,56,943
3	Total number of people released from Home Quarantine Centres	1,10,137
Quarantine for Migrant Returnees*		
1	Total Quarantine Facilities	11,706
2	Total number of returnees in Quarantine Centres	1,28,781
3	Total number of workers released from Quarantine Centres	93,737

*\*State Govt has set-up special quarantine facilities for migrant workers returning via Shramik Trains*



# Department of Health & Family Welfare Govt. of West Bengal

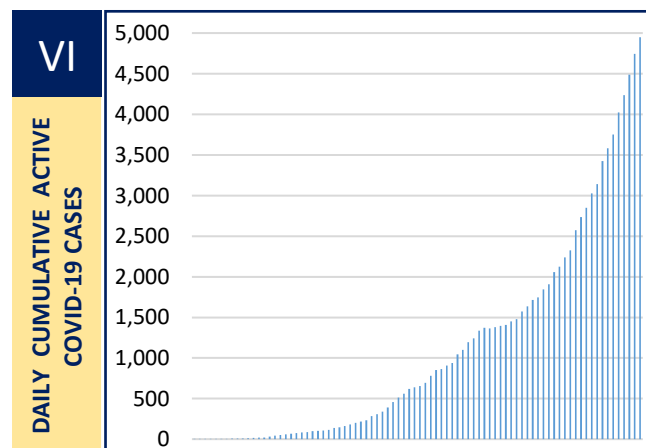
## WEST BENGAL COVID-19 HEALTH BULLETIN - 9<sup>th</sup> JUNE 2020

V	1	2	3	4	5	6 = 3-4-5	7
	S. No	District	Total Cases	Total Discharged	Total Deaths	Total Active Cases	Last Reported Case
	1	Alipurduar	38 <sup>+1</sup>	6 <sup>+2</sup>	0	32 <sup>-1</sup>	8-Jun
	2	Coochbehar	216 <sup>+11</sup>	67 <sup>+17</sup>	0	149 <sup>-6</sup>	8-Jun
	3	Darjeeling	118 <sup>+16</sup>	40 <sup>+7</sup>	3	75 <sup>+9</sup>	8-Jun
	4	Kalimpong	22 <sup>+4</sup>	7	1	14 <sup>+4</sup>	8-Jun
	5	Jalpaiguri	100 <sup>+5</sup>	12	0	88 <sup>+5</sup>	8-Jun
	6	Uttar Dinajpur	207	156	0	51	6-Jun
	7	Dakshin Dinajpur	44	33	0	11	6-Jun
	8	Malda	233 <sup>+2</sup>	113 <sup>+2</sup>	0	120	8-Jun
	9	Murshidabad	145 <sup>+16</sup>	101 <sup>+6</sup>	2	42 <sup>+10</sup>	8-Jun
	10	Nadia	134	68 <sup>+9</sup>	2	64 <sup>-9</sup>	6-Jun
	11	Birbhum	233 <sup>+29</sup>	175 <sup>+4</sup>	1	57 <sup>+25</sup>	8-Jun
	12	Purulia	83 <sup>+20</sup>	42 <sup>+1</sup>	0	41 <sup>+19</sup>	8-Jun
	13	Bankura	140	43	0	97	7-Jun
	14	Jhargram	11	6	0	5	6-Jun
	15	Paschim Medinipur	190 <sup>+12</sup>	61 <sup>+22</sup>	1	128 <sup>-10</sup>	8-Jun
	16	Purba Medinipur	161 <sup>+17</sup>	77 <sup>+2</sup>	2	82 <sup>+15</sup>	8-Jun
	17	Purba Bardhaman	125	97	0	28	7-Jun
	18	Paschim Bardhaman	84 <sup>+2</sup>	40	2	42 <sup>+2</sup>	8-Jun
	19	Howrah	1,495 <sup>+38</sup>	534 <sup>+12</sup>	53 <sup>+3</sup>	908 <sup>+23</sup>	8-Jun
	20	Hooghly	619 <sup>+17</sup>	191 <sup>+7</sup>	12	416 <sup>+10</sup>	8-Jun
	21	North 24 Parganas	1,186 <sup>+28</sup>	411 <sup>+11</sup>	59 <sup>+1</sup>	716 <sup>+16</sup>	8-Jun
	22	South 24 Parganas	317 <sup>+22</sup>	117 <sup>+3</sup>	9 <sup>+1</sup>	191 <sup>+18</sup>	8-Jun
	23	Kolkata	3,018 <sup>+132</sup>	1,205 <sup>+50</sup>	265 <sup>+5</sup>	1,548 <sup>+77</sup>	8-Jun
	24	Other State	66	18	3	45	6-Jun
		<b>TOTAL</b>	<b>8,985<sup>+372</sup></b>	<b>3,620<sup>+155</sup></b>	<b>415<sup>+10</sup></b>	<b>4,950<sup>+207</sup></b>	

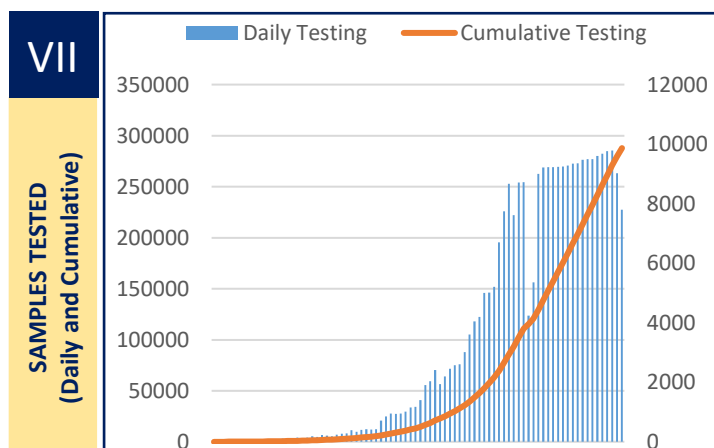
DISTRICT SNAPSHOT#

#District Wise data is subject to verification and may change

#Daily increase/decrease with respect to previous day is in superscript as +/- (Eg: +4)



17<sup>th</sup> March to 9<sup>th</sup> June



17<sup>th</sup> March to 9<sup>th</sup> June



# Department of Health & Family Welfare Govt. of West Bengal

## WEST BENGAL COVID-19 HEALTH BULLETIN - 9<sup>th</sup> JUNE 2020

VIII

UNIT WISE EQUIPMENT SUPPLY (CUMULATIVE)

S. No.	Unit Name	PPE	N95/FFP2	Regular Masks		Gloves	Sanitizer (In Ltr.)
				Reusable Mask	Disposable Mask		
1	Alipurduar	7,800	7,650	6,400	55,400	34,700	2,442.0
2	Bankura	11,750	10,200	17,600	48,050	26,200	3,248.0
3	Birbhum	13,950	9,500	14,400	31,550	4,200	3,071.0
4	Bishnupur HD	6,850	10,200	25,100	53,750	46,500	3,161.0
5	Coochbehar	15,100	8,250	15,700	17,100	4,700	1,304.0
6	Dakshin Dinajpur	6,900	5,050	14,500	35,100	32,700	2,571.0
7	Darjeeling	11,250	10,350	18,900	22,200	6,700	3,398.0
8	Diamond Harbour HD	19,250	7,600	18,500	41,550	27,500	2,334.0
9	Hooghly	17,870	9,750	14,500	26,200	29,600	4,141.0
10	Howrah	35,950	24,000	26,280	54,050	63,200	3,131.0
11	Jalpaiguri	15,800	12,100	27,900	46,000	8,700	2,863.0
12	Jhargram	6,550	5,300	13,890	22,050	8,200	1,793.0
13	Kalimpong	7,650	8,300	12,000	26,050	6,200	2,670.5
14	Malda	12,600	8,700	17,000	37,100	51,700	4,501.0
15	Murshidabad	10,833	13,480	20,700	48,100	6,700	8,180.0
16	Nadia	25,570	9,740	24,800	53,050	50,200	3,131.0
17	North 24 Parganas	22,000	15,040	28,440	65,500	28,700	4,733.5
18	Basirhat HD	13,820	13,430	22,280	52,050	69,500	1,797.0
19	Paschim Bardhaman	12,650	8,900	10,580	16,000	38,400	1,257.0
20	Paschim Medinipur	8,150	12,300	18,590	37,050	37,200	2,535.0
21	Purba Bardhaman	18,150	12,100	19,800	45,050	49,200	3,393.0
22	Purba Medinipur	18,550	9,000	17,220	13,050	10,600	1,731.0
23	Nandigram HD	8,250	9,200	19,140	57,050	38,700	4,479.0
24	Purulia	17,150	9,500	26,200	50,550	40,700	4,371.0
25	Rampurhat HD	10,150	6,900	13,800	20,550	19,500	2,087.0
26	South 24 Parganas	12,750	8,800	16,900	29,050	17,200	1,641.0
27	Uttar Dinajpur	17,450	12,350	31,600	45,550	30,700	2,603.0
28	Bankura S MC&H	7,000	11,350	8,200	46,000	49,500	1,060.0
29	Coochbehar MC&H	5,800	3,900	7,600	22,000	25,000	1,392.0
30	NB MC&H	14,350	17,600	15,000	59,200	56,000	2,590.0
31	Diamond Harbour MC&H	8,300	7,000	8,600	42,000	53,500	1,298.0
32	Malda MC&H	8,300	13,800	8,100	63,000	66,500	1,718.0
33	Murshidabad MC&H	13,130	13,950	11,600	25,500	38,500	1,190.0
34	Bardhaman MC&H	10,400	11,600	16,500	50,000	46,500	1,698.0
35	Medinipur MC&H	13,900	14,300	21,600	71,500	49,500	2,998.0
36	Purulia MC&H	6,300	7,200	46,600	55,000	41,500	1,298.0
37	Rampurhat MC&H	9,900	7,900	13,600	25,500	12,500	4,098.0
38	Raiganj MC&H	6,100	5,400	8,100	18,000	11,500	890.0
39	JNM MC&H	8,000	7,900	14,000	33,000	9,500	1,072.0
40	Sagar Dutta MC&H	16,620	12,330	13,600	53,050	66,500	2,178.0
41	ID & BG Hospital	33,050	22,300	15,600	32,100	9,500	1,671.0
42	RG Kar MCH	22,350	21,000	14,800	96,050	92,700	2,507.0
43	NRS MCH	25,250	15,000	18,300	33,050	6,500	2,740.0
44	IPGMER & SSKMH	45,400	30,090	35,100	159,550	166,500	3,567.0
45	Medical College, Kolkata	43,450	31,500	15,800	74,050	119,500	2,512.0
46	CNMCH	23,550	16,300	18,150	71,500	7,500	2,272.0
47	Other Govt Dept/Institutions	164,226	129,240	110,448	311,376	334,052	21,732.3
48	Stock in hand-In Transit	407,143	17,690	184,341	1,609,032	472,358	52,741.9
<b>TOTAL</b>		<b>1,277,262</b>	<b>695,040</b>	<b>1,118,359</b>	<b>3,999,208</b>	<b>2,523,210</b>	<b>195,790.2</b>

*\*In addition to State supply, local procurement is also done.*



# Department of Health & Family Welfare Govt. of West Bengal

## WEST BENGAL COVID-19 HEALTH BULLETIN - 9<sup>th</sup> JUNE 2020

IX

DETAILS OF TESTING LABS

S. No.	Name of Testing Lab	Samples Tested	Method of Testing	Functional WEF
1	NICED	29,553	RT-PCR	Since Beginning
2	SSKM	32,963	RT-PCR	17-Mar
3	Medinipur MCH	27,778	RT-PCR	24-Mar
4	North Bengal MCH	39,390	RT-PCR	29-Mar
5	School of Tropical Medicine	17,024	RT-PCR	1-Apr
6	Apollo Hospital	2,626	RT-PCR	6-Apr
7	Tata Medical Centre	3,842	RT-PCR	6-Apr
8	Malda MCH	23,270	RT-PCR	8-Apr
9	Dr. Lal Pathlab	19,048	RT-PCR	17-Apr
10	Command Hospital	1,721	RT-PCR	17-Apr
11	CNCI	2,148	RT-PCR	22-Apr
12	RG Kar MCH	18,950	RT-PCR	24-Apr
13	SURAKSHA	11,218	RT-PCR	24-Apr
14	Murshidabad MCH	11,706	RT-PCR	26-Apr
15	Peerless	443	RT-PCR	30-Apr
16	Burdwan MCH	8,337	RT-PCR	6-May
17	MCH Kolkata	405	RT-PCR	8-May
18	NRS MCH	5,017	RT-PCR	12-May
19	Sanaka Hospitals	18,654	RT-PCR	12-May
20	Medica Hospital	3,304	RT-PCR	15-May
21	Bankura MCH	4,791	RT-PCR	22-May
22	Suri DH	474	RT-PCR	22-May
23	AMRI Salt Lake	427	CBNAAT	1-May
24	CMRI	227	CBNAAT	13-May
25	Raigunj MCH	566	TRUENAT	17-May
26	AMRI Dhakuria	627	TRUENAT	19-May
27	Asansol DH	283	TRUENAT	19-May
28	Jhargram DH	127	TRUENAT	19-May
29	Rampurhat MCH	71	TRUENAT	19-May
30	CNMCH	409	TRUENAT	20-May
31	Falakata SSH	736	TRUENAT	20-May
32	DH GMCH	8	TRUENAT	20-May
33	Balurghat DH	329	TRUENAT	22-May
34	Serampore DH	113	TRUENAT	25-May
35	Uluberia SSH	106	TRUENAT	27-May
36	Jangipur SDH	64	TRUENAT	27-May
37	Egra SDH	26	TRUENAT	27-May
38	COMSDH	94	CBNAAT	27-May
39	MR Bangur Hospital	71	TRUENAT	28-May
40	Chanchal SDH	21	TRUENAT	28-May
41	Biswa Bangla Krirangan COVID Hospital	325	TRUENAT	31-May
42	Purulia Govt. MCH	71	TRUENAT	3-Jun
43	Coochbehar GMCH	11	CBNAAT	6-Jun
44	Metropolis Healthcare Ltd.*	526	RT-PCR	30-May
<b>TOTAL</b>		<b>2,87,900</b>		

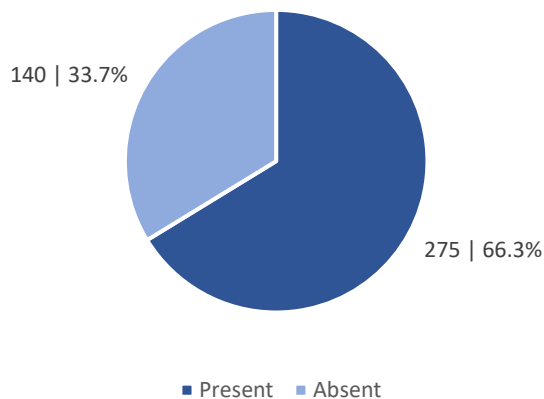
\*Metropolis Healthcare Ltd. sends samples to laboratories outside the state for testing



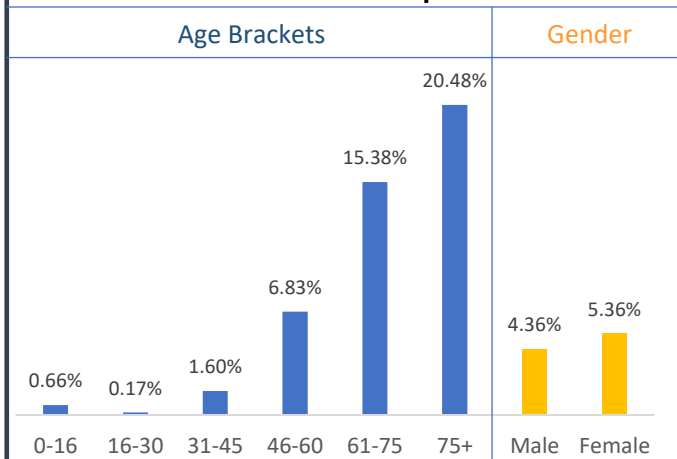
WEST BENGAL COVID-19 HEALTH BULLETIN - 9<sup>th</sup> JUNE 2020

X

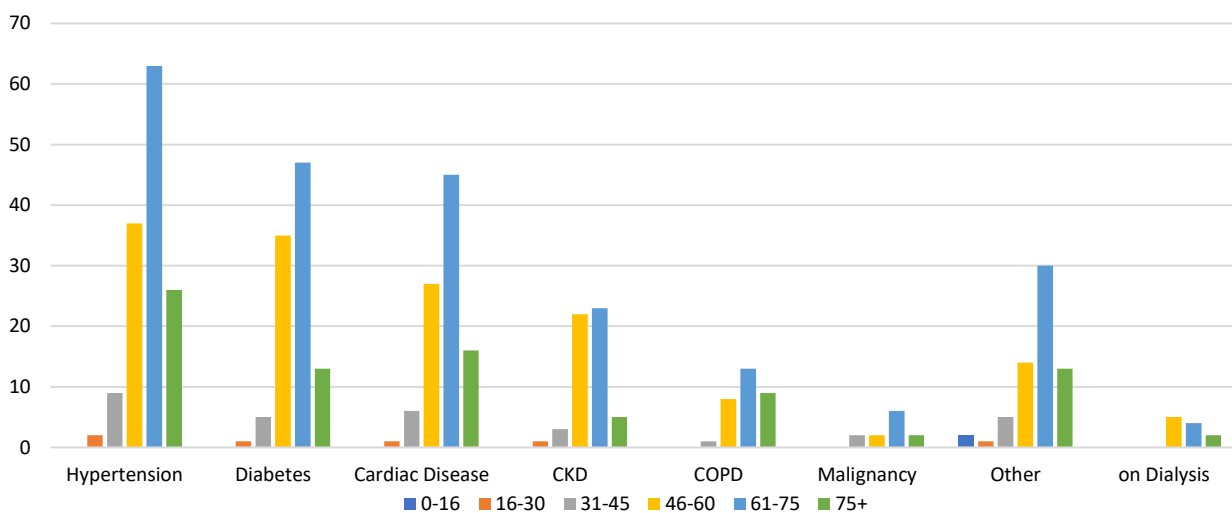
**Comorbidity Status in Deceased Cases (n=415)**



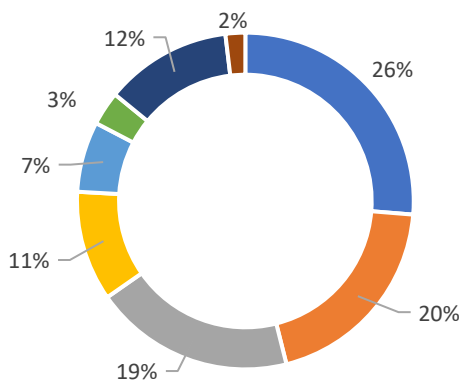
**Fatality Rate in Respective Age Brackets & Gender Group**



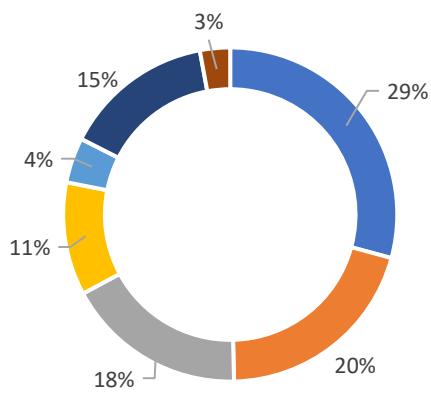
**Age Group Wise Comorbidities Among Deceased**



**Share of Comorbidities in Male**



**Share of Comorbidities in Female**



■ Hypertension ■ Diabetes ■ Cardiac Disease ■ CKD ■ COPD ■ Malignancy ■ Other ■ on Dialysis

FATALITY ANALYSIS



# Department of Health & Family Welfare Govt. of West Bengal

## WEST BENGAL COVID-19 HEALTH BULLETIN - 9<sup>th</sup> JUNE 2020

XI EQUIPMENT SUPPLY	S. No	Equipment	Ordered by State Govt.	Received Yesterday	Total Received by State Govt.	Order Pending
	1	PPEs	23.60 L	14,000	12.06 L	11.54 L
	2	N95/FFP2 Masks	37.50 L	6,000	5.99 L	31.51 L
	3	Regular Masks	49.50 L	15,000	30.90 L	18.60L
	4	Hand Sanitizers (In Ltrs.)	1,81,500	1,000	1.78 L	3,500
	5	Gloves	29.50 L	30,000	22.10 L	7.40 L
	6	Thermal Guns	20,000	NIL	20,000	NIL

XII STATE GOVT. INTERVENTIONS	
<ul style="list-style-type: none"><li>• Treatment is free for all patients in all Government Hospitals</li><li>• Govt has requisitioned private hospitals as COVID hospitals</li><li>• Govt reimburses these hospitals at already notified rates</li><li>• Govt has instituted a Cabinet Committee for better management of the COVID-19 crisis, chaired by Dr. Amit Mitra, and co-chaired by Shri Partha Chatterjee</li><li>• Govt has notified Medical College and Hospital, Kolkata as a full-fledged tertiary level COVID Hospital</li><li>• Govt has also notified KPC Medical College &amp; Hospital, Kolkata as the 69<sup>th</sup> dedicated COVID Hospital in the state for specialized COVID treatment</li></ul>	

In the background of the Covid-19 outbreak, the general public is advised to adhere to health advisories issued by the State Government. All the guidelines and orders relating to Covid-19 are posted on [www.wbhealth.gov.in](http://www.wbhealth.gov.in)

For COVID related queries call

24/7 Helpline: 1800 313 444 222 (Toll free);

033 2341 2600

Control Room: 033 2357 3636 / 1083 / 1085

You can follow us on :

Facebook at : <https://www.facebook.com/wbdhfw/>

Twitter at: <https://twitter.com/wbdhfw>